

ALLSIZE - STEERING SHAFTS - RAG JOINTS - PREMIUM CLASSIC FIT STEERING COLUMNS - NOVA - COLUMN COMPONENTS
 FORD BRONCO FLOOR MOUNTS - CAMARO - COLUMN DROPS - 28 30 32 33 PREMIUM UNIVERSAL STEERING COLUMNS - CHEVY TRUCK - INSTALL ACCESSORIES - CHEVY TRUCK - STEERING SHAFTS - RAG JOINTS - PREMIUM CLASSIC FIT STEERING COLUMNS - NOVA - COLUMN COMPONENTS
 28 30 32 33 PREMIUM UNIVERSAL STEERING COLUMNS - CHEVY TRUCK - INSTALL ACCESSORIES - CHEVY TRUCK - STEERING SHAFTS - RAG JOINTS - PREMIUM CLASSIC FIT STEERING COLUMNS - NOVA - COLUMN COMPONENTS

Introducing PREMIUM Steering COLUMNS

COMPONENTS ACCESSORIES



We've expanded our product line! When it comes to high-quality aftermarket steering columns, CPP's new Premium Universal Fit and Classic Fit Premium Steering Columns are as good as they get. Many new Universal Fit lengths are now available and the list of new Classic Fit applications is growing.

All columns were designed from the ground up and feature new five-way tilt mechanisms with tight tolerances to give that high-quality performance drivers want. New turn signals and neutral safety switches are top notch and the shift handle and collar have positive shift points with no excess play. Column shift varieties come with two gear position indicators to suit both three-speed and overdrive transmissions that light up for greater visibility at night. The choice of professional finish is yours: now available in satin black (which can be painted to match the car) or a chrome for a little more show.

All columns are designed for '67-'94 GM steering wheels with adapters available to fit almost any other style wheel. Finally, each Premium Column is shipped in sturdy suitcase-like packaging to protect them during shipping.

IT'S ALL IN THE CASE!




The Classic Fit™ Premium Columns are designed as direct bolt-ins for specific cars and trucks, featuring the appropriate length, wiring and mounting locations. They can be ordered in satin black or chrome and, for most applications, in column or floor shift. We offer Classic Fit™ Premium Columns for many popular GM and Ford vehicles with even more on the way. Classic car variants are available for Tri-Five, Chevelle and Nova while truck applications include C10, F100 and Bronco. The C10 columns even come in OE length or 1.5" shorter for increased "belly to wheel clearance" and comfort.



Our Premium Universal Fit Columns can be used in everything from classic trucks and muscle cars to street rods and other custom applications. Multiple length options are available from 28" up to 33" in both column and floor shift, satin black and chrome. CPP also carries a wide variety of accessories to help adapt the Universal Fit Columns into almost any vehicle.

When it comes to high-quality aftermarket steering columns, CPP's new Premium Universal Fit and Classic Fit Premium Steering Columns are as good as they get.

SCAN QR CODE TO SEE A VARIETY OF VIDEOS ON PREMIUM COLUMN INSTALLS!



#DC-6772-FB1.5
 CHEVY C10 CLASSIC FIT PREMIUM COLUMN INSTALLED



#DC-6677-SB BRONCO
 FORD BRONCO PREMIUM COLUMN INSTALLED



CLASSIC PERFORMANCE
 PRODUCTS, INC.
 Steering • Brakes • Suspension

LOOK INSIDE FOR COMPLETE LIST OF BRAND NEW CPP PREMIUM STEERING COLUMNS

CLASSICPERFORM.COM | 800.522.5004



PREMIUM 5-WAY TILT

**NEW
INSIDE & OUT!**




CPP 5-WAY ADJUSTABLE TILT PREMIUM STEERING COLUMNS KITS
 Designed as direct bolt-ins for specific cars and trucks, featuring the appropriate length, wiring and mounting locations. We offer Classic Fit™ Premium Columns for many popular GM and Ford vehicles with even more on the way.



BLACK 1955 CHEVY PREMIUM COLUMN SHIFT
 COLUMN SHOWN INSTALLED WITH CUSTOM PAINT



1.5" MORE ROOM INSIDE THE CAB!
 #DC-6772-FB1.5



#DC-5556-FC

#DC-6266-SBNOVA

#DC-6772-SBF100

1967-72 CHEVY TRUCK FLOOR SHIFT shown

1955-56 CHEVY FULLSIZE FLOOR SHIFT shown

1967 CHEVY NOVA COLUMN SHIFT shown

1967-72 FORD TRUCK COLUMN SHIFT shown

Classic Fit™ PREMIUM CHEVY/GMC TRUCKS

PART	DESCRIPTION	RETAIL	JOBBER	DEALER
DC-6772-FBC10	1967-72 Chevy Truck Floor Shift, Black, kit	\$549.00	\$481.00	\$412.00
DC-6772-FB1.5*	1967-72 Chevy Truck Floor Shift, Black, kit	\$549.00	\$481.00	\$412.00
DC-6772-FCC10	1967-72 Chevy Truck Floor Shift, Chrome, kit	\$575.00	\$505.00	\$435.00
DC-6772-FC1.5*	1967-72 Chevy Truck Floor Shift, Chrome, kit	\$575.00	\$505.00	\$435.00
DC-6772-SBC10	1967-72 Chevy Truck Column Shift, Black, kit	\$549.00	\$481.00	\$412.00
DC-6772-SB1.5*	1967-72 Chevy Truck Column Shift, Black, kit	\$549.00	\$481.00	\$412.00
DC-6772-SCC10	1967-72 Chevy Truck Column Shift, Chrome, kit	\$575.00	\$505.00	\$435.00
DC-6772-SC1.5*	1967-72 Chevy Truck Column Shift, Chrome, kit	\$575.00	\$505.00	\$435.00

*NOTE: 1.5" SHORTER INSIDE THE CAB

Classic Fit™ PREMIUM CHEVY TRI-FIVE

PART	DESCRIPTION	RETAIL	JOBBER	DEALER
DC-5556-FB	1955-56 Chevy Fullsize Floor Shift, Black, kit	\$449.00	\$393.00	\$337.00
DC-5556-FC	1955-56 Chevy Fullsize Floor Shift, Chrome, kit	\$475.00	\$415.00	\$355.00
DC-5556-SB	1955-56 Chevy Fullsize Column Shift, Black, kit	\$549.00	\$481.00	\$412.00
DC-5556-SC	1955-56 Chevy Fullsize Column Shift, Chrome, kit	\$575.00	\$505.00	\$435.00
DC-57-FB	1957 Chevy Fullsize Floor Shift, Black, kit	\$449.00	\$393.00	\$337.00
DC-57-FC	1957 Chevy Fullsize Floor Shift, Chrome, kit	\$475.00	\$415.00	\$355.00
DC-57-SB	1957 Chevy Fullsize Column Shift, Black, kit	\$549.00	\$481.00	\$412.00
DC-57-SC	1957 Chevy Fullsize Column Shift, Chrome, kit	\$575.00	\$505.00	\$435.00

Classic Fit™ PREMIUM NOVA/CAMARO

PART	DESCRIPTION	RETAIL	JOBBER	DEALER
DC-6266-FBNOVA	1962-66 Nova, Floor Shift, Black, kit	\$449.00	\$393.00	\$337.00
DC-6266-FCNOVA	1962-66 Nova, Floor Shift, Chrome, kit	\$475.00	\$415.00	\$355.00
DC-6266-SBNOVA	1962-66 Nova Column Shift, Black, kit	\$549.00	\$481.00	\$412.00
DC-6266-SCNOVA	1962-66 Nova Column Shift, Chrome, kit	\$575.00	\$505.00	\$435.00
DC-67-FBNOVA	1967 Nova, Floor Shift, Black, kit	\$429.00	\$376.00	\$322.00
DC-67-FCNOVA	1967 Nova, Floor Shift, Chrome, kit	\$475.00	\$415.00	\$355.00
DC-67-SBNOVA	1967 Nova, Column Shift, Black, kit	\$475.00	\$415.00	\$355.00
DC-67-SCNOVA	1967 Nova Column Shift, Chrome, kit	\$575.00	\$505.00	\$435.00
DC-6768-FBCM	1967-68 Camaro, Floor Shift, Black, kit	\$429.00	\$376.00	\$322.00
DC-6768-FCCM	1967-68 Camaro, Floor Shift, Chrome, kit	\$475.00	\$415.00	\$355.00
DC-6768-SBCM	1967-68 Camaro, Column Shift, Black, kit	\$525.00	\$460.00	\$395.00
DC-6768-SCCM	1967-68 Camaro, Column Shift, Chrome, kit	\$575.00	\$505.00	\$435.00

Classic Fit™ A-BODY

PART	DESCRIPTION	RETAIL	JOBBER	DEALER
DC-6466-FBMS*	1964-66 A-Body, Floor Shift, Black, kit	\$429.00	\$393.00	\$337.00
DC-6466-FCMS*	1964-66 A-Body, Floor Shift, Chrome, kit	\$475.00	\$415.00	\$355.00
DC-6466-SBMS*	1964-66 A-Body, Column Shift, Black, kit	\$549.00	\$481.00	\$412.00
DC-6466-SCMS*	1964-66 A-Body, Column Shift, Chrome, kit	\$575.00	\$505.00	\$435.00
DC-6768-FBMS*	1967-68 A-Body, Floor Shift, Black, kit	\$429.00	\$393.00	\$337.00
DC-6768-FCMS*	1967-68 A-Body, Floor Shift, Chrome, kit	\$549.00	\$481.00	\$412.00
DC-6768-SBMS*	1967-68 A-Body, Column Shift, Black, kit	\$549.00	\$481.00	\$412.00
DC-6768-SCMS*	1967-68 A-Body, Column Shift, Chrome, kit	\$575.00	\$505.00	\$435.00

Classic Fit™ FORD

PART	DESCRIPTION	RETAIL	JOBBER	DEALER
DC-6772-FBF100	1967-72 Ford Truck, Floor Shift, Black, kit	\$549.00	\$481.00	\$412.00
DC-6772-FCF100	1967-72 Ford Truck, Floor Shift, Chrome, kit	\$575.00	\$505.00	\$435.00
DC-6772-SBF100	1967-72 Ford Truck, Column Shift, Black, kit	\$549.00	\$481.00	\$412.00
DC-6772-SCF100	1967-72 Ford Truck, Column Shift, Chrome, kit	\$575.00	\$505.00	\$435.00
DC-6677-FBBRONCO*	1966-77 Ford Bronco, Floor Shift, Black, kit	\$549.00	\$481.00	\$412.00
DC-6677-FCBRONCO*	1966-77 Ford Bronco, Floor Shift, Chrome, kit	\$575.00	\$505.00	\$435.00
DC-6677-SBBRONCO*	1966-77 Ford Bronco, Column Shift, Black, kit	\$549.00	\$481.00	\$412.00
DC-6677-SCBRONCO*	1966-77 Ford Bronco, Column Shift, Chrome, kit	\$575.00	\$505.00	\$435.00

SCAN QR CODE TO SEE HOW TO INSTALL A CPP PREMIUM STEERING COLUMN IN A 1967 TO 1972 CHEVY C10 TRUCK



STEERING COLUMNS



Classic Fit™ PREMIUM TILT STEERING COLUMNS

These classic truck columns come with steering column, dash mount, floor mount, harness adapter (GM shift applications include shifter linkage), everything you need to adapt our premium universal columns to your classic Chevy or Ford truck. Contact us for complete details.*




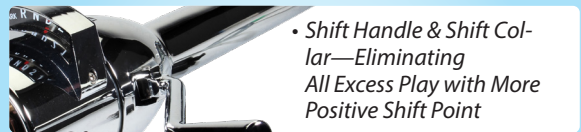
PREMIUM COLUMN KITS CLASSIC CHEVY TRUCKS

PART	DESCRIPTION	RETAIL	JOBBER	DEALER
4754DSCK-SB	1947-54 Chevy Truck, Column Shift, Black, kit	\$599.00	\$525.00	\$449.00
4754DSCK-SC	1947-54 Chevy Truck, Column Shift, Chrome, kit	\$629.00	\$550.00	\$470.00
4754DSCK-FB	1947-54 Chevy Truck, Floor Shift, Black, kit	\$539.00	\$470.00	\$399.00
4754DSCK-FC	1947-54 Chevy Truck, Floor Shift, Chrome, kit	\$559.00	\$489.00	\$419.00
5559DSCK-SB	1955-59 Chevy Truck, Column Shift, Black, kit	\$639.00	\$559.00	\$479.00
5559DSCK-SC	1955-59 Chevy Truck, Column Shift, Chrome, kit	\$669.00	\$585.00	\$499.00
5559DSCK-FB	1955-1959 Chevy Truck, Floor Shift, Black, kit	\$569.00	\$499.00	\$425.00
5559DSCK-FC	1955-1959 Chevy Truck, Floor Shift, Chrome, kit	\$599.00	\$525.00	\$449.00

PREMIUM COLUMN KITS CLASSIC FORD TRUCKS

PART	DESCRIPTION	RETAIL	JOBBER	DEALER
4852DSCK-SB	1948-1952 Ford Truck, Column Shift, Black, kit	\$579.00	\$505.00	\$435.00
4852DSCK-SC	1948-1952 Ford Truck, Column Shift, Chrome, kit	\$599.00	\$525.00	\$449.00
4852DSCK-FB	1948-1952 Ford Truck, Floor Shift, Black, kit	\$579.00	\$505.00	\$435.00
4852DSCK-FC	1948-1952 Ford Truck, Floor Shift, Chrome, kit	\$599.00	\$525.00	\$449.00
5356DSCK-SB	1953-1956 Ford Truck, Column Shift, Black, kit	\$559.00	\$489.00	\$419.00
5356DSCK-SC	1953-1956 Ford Truck, Column Shift, Chrome, kit	\$589.00	\$519.00	\$439.00
5356DSCK-FB	1953-1956 Ford Truck, Floor Shift, Black, kit	\$559.00	\$489.00	\$419.00
5356DSCK-FC	1953-1956 Ford Truck, Floor Shift, Chrome, kit	\$589.00	\$519.00	\$439.00

ALL PREMIUM COLUMNS FEATURE:



All CPP Premium Columns are Shipped in a Sturdy Case!



CPP PREMIUM UNIVERSAL FIT 28", 30", 32" & 33"



5-WAY ADJUSTABLE TILT STEERING COLUMNS

Premium Universal Fit Columns can be used in everything from classic trucks and muscle cars to street rods and other custom applications. Multiple length options are available from 28" up to 33".

PREMIUM COLUMN KITS CLASSIC FORD TRUCKS

PART	DESCRIPTION	RETAIL	JOBBER	DEALER
DC-28-FB	28" Floor Shift, Black, ea.	\$429.00	\$376.00	\$322.00
DC-28-FC	28" Floor Shift, Chrome, ea.	\$455.00	\$399.00	\$340.00
DC-28-SB	28" Column Shift, Black, ea.	\$429.00	\$376.00	\$322.00
DC-28-SC	28" Column Shift, Chrome, ea.	\$455.00	\$399.00	\$340.00
DC-30-FB	30" Floor Shift, Black, ea.	\$429.00	\$376.00	\$322.00
DC-30-FC	30" Floor Shift, Chrome, ea.	\$455.00	\$399.00	\$340.00

PART	DESCRIPTION	RETAIL	JOBBER	DEALER
DC-30-SB	30" Column Shift, Black, ea.	\$429.00	\$376.00	\$322.00
DC-30-SC	30" Column Shift, Chrome, ea.	\$455.00	\$399.00	\$340.00
DC-32-FB	32" Floor Shift, Black, ea.	\$429.00	\$376.00	\$322.00
DC-32-FC	32" Floor Shift, Chrome, ea.	\$455.00	\$399.00	\$340.00
DC-33-SB	33" Column Shift, Black, ea.	\$429.00	\$376.00	\$322.00
DC-33-SC	33" Column Shift, Chrome, ea.	\$455.00	\$399.00	\$340.00

SCAN QR CODE

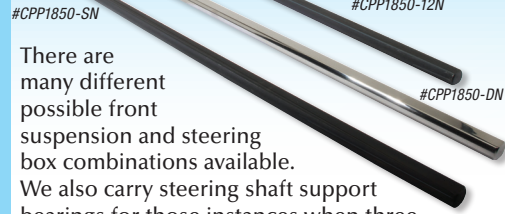


FOR MORE INFORMATION



STEERING COLUMN

STEERING SHAFTS



There are many different possible front suspension and steering box combinations available. We also carry steering shaft support bearings for those instances when three or more universals are used. When ordering, please have the following information ready: year, make and model of steering column and steering box, and steering shaft length, so we can better serve you.

NICKEL PLATED			
PART & DESCRIPTION	RETAIL	JOBBER	DEALER
CPP1850-DN 18" 3/4DD	\$36.00	\$32.00	\$27.00
CPP1850-SN 36" 3/4DD	\$59.00	\$52.00	\$38.00
BLACK OXIDE			
CPP1850-DB 18" 3/4DD BLACK OXIDE	\$34.00	\$30.00	\$26.00
CPP1850-SB 36" 3/4DD BLACK OXIDE	\$49.00	\$43.00	\$37.00
STAINLESS			
CPP1850-DSP 18" 3/4DD POLISHED	\$49.00	\$43.00	\$37.00
CPP1850-SSP 36" 3/4DD POLISHED	\$86.00	\$76.00	\$65.00



ADJUSTABLE LENGTHS

When exchanging your stock steering column for one of our tilt steering columns, it is highly recommended that the steering shaft be swapped out for a much safer collapsible steering shaft. The collapsible steering shaft includes a universal joint, to connect to the end of the tilt steering column, and a rag joint, to connect to the top of the power steering box. Not recommended for stock columns.

COLLAPSIBLE STEERING SHAFT			
PART & DESCRIPTION	RETAIL	JOBBER	DEALER
CSS-148730 1" -48 column u-joint, 3/4" -30 rag joint, ea.	\$149.00	\$131.00	\$112.00
CSS-148736 1" -48 column u-joint, 3/4" -36 rag joint, ea.	\$149.00	\$131.00	\$112.00
CSS-148836 1" -48 column u-joint, 13/16" -36 rag joint, each	\$149.00	\$131.00	\$112.00
CSS-1DD730 1" DD column u-joint, 3/4" -30 rag joint, each	\$149.00	\$131.00	\$112.00
CSS-1DD736 1" DD column u-joint, 3/4" -36 rag joint, each	\$149.00	\$131.00	\$112.00
CSS-1DD836 1" DD column u-joint, 13/16" -36 rag joint, each	\$149.00	\$131.00	\$112.00
CSS-736730 3/4" -36 column u-joint, 3/4" -30 rag joint, each	\$149.00	\$131.00	\$112.00
CSS-736736 3/4" -36 column u-joint, 3/4" -36 rag joint, each	\$149.00	\$131.00	\$112.00
CSS-736836 3/4" -36 column u-joint, 13/16" -36 rag joint, each	\$149.00	\$131.00	\$112.00



ADJUSTABLE LENGTHS

When exchanging your stock steering column for one of our tilt steering columns, it is highly recommended that the steering shaft be swapped out for a much safer collapsible steering shaft. The collapsible steering shaft includes a universal joint, to connect to the end of the tilt steering column, and a rag joint, to connect to the top of the power steering box. Not recommended for stock columns.

A-BODY PLATED SLIP SHAFT COMBO			
PART & DESCRIPTION	RETAIL	JOBBER	DEALER
CPSS-CS adjustable lengths 16"-26" with rag joint,kit	187.00	164.00	141.00
CPSS-CL adjustable length 24"-36" with rag joint,kit	187.00	164.00	141.00
CPSS-CSUJ adjustable length 16"-26" with 2 U-joints,kit	187.00	164.00	141.00
CPSS-CLUJ adjustable length 24"-36" with 2 U-joints,kit	187.00	164.00	141.00



ADJUSTABLE LENGTHS

This rag joint and sleeve is ideal when installing a tilt column and power steering in vehicles with a direct line from the column to the box. Specify box when ordering.

NICKEL PLATED SLIP SHAFT COMBO			
PART & DESCRIPTION	RETAIL	JOBBER	DEALER
RJC730-CS 3/4-30, ea.	\$99.00	\$85.00	\$70.00
RJC736-CS 3/4-36, ea.	\$99.00	\$87.00	\$75.00
RJC836-CS 13/16-36, ea.	\$86.00	\$75.00	\$64.00



MAXIMUM CLEARANCE

If you're trying to gain a little more header clearance or just like a smooth clean look, this is the way to go. Note: Specify column and box spline count and diameter

NICKEL PLATED SLIP SHAFT COMBO			
PART & DESCRIPTION	RETAIL	JOBBER	DEALER
CPMAX-KB 1964-72 A-Body, black, ea.	\$169.00	\$148.00	\$127.00
CPMAX-KN 1964-72 A-Body, nickel, ea.	\$169.00	\$148.00	\$127.00



When installing a 400 Series™ power steering kit in your 1967 Nova and using the original column, this modified inner steering shaft will be required.

ORIGINAL INNER STEERING SHAFT			
PART & DESCRIPTION	RETAIL	JOBBER	DEALER
671SS-400 1967 Nova, ea.	\$69.00	\$61.00	\$52.00
UISS 42" Universal Shaft,ea.	\$29.00	\$25.00	\$19.00

ADJUSTABLE LENGTHS



Whether installing late model power steering on your straight axle or adding an independent front suspension, this collapsible intermediate shaft is much safer than a solid shaft. Sold with or without U-joints. *Please specify column and gearbox spline. Sold with or without U-joints add Shafts are 16-26" collapsible 3/4 DD each side.

INTERMEDIATE STEERING SHAFT			
PART & DESCRIPTION	RETAIL	JOBBER	DEALER
4759ISS 1947-59, without U-joints, ea.	\$54.00	\$48.00	\$41.00
4759CSS* 1947-59, with U-joints, ea.	\$165.00	\$145.00	\$124.00

NOTE: NOT FOR 400 SERIES BOXES.
*PLEASE SPECIFY COLUMN & GEARBOX SPLINE.



Create your own custom rag joint connection with the 9-1/4" connector. Accepts 3/4" DD shaft and bolt-on rag joint. Includes rubber dust bolt.

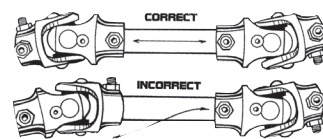
INTERMEDIATE SHAFT & FLANGE			
PART & DESCRIPTION	RETAIL	JOBBER	DEALER
CSS-LG ea.	\$30.00	\$27.00	\$23.00



Steering shaft support bearings for those instances when three or more universals are used.

STEERING SHAFT SUPPORT BEARING & BRACKETS			
PART & DESCRIPTION	RETAIL	JOBBER	DEALER
SB Steering Shaft Support Bearing, ea.	\$29.00	\$26.00	\$22.00
10256 Support Bearing Bracket, flat, black zinc, ea.	\$20.00	\$18.00	\$15.00
11260 Support Bearing Bracket, angled, black zinc, ea.	\$19.00	\$17.00	\$15.00
10256-N Support Bearing Bracket, flat, nickel plated, ea.	\$28.00	\$25.00	\$21.00
11260-N Support Bearing Bracket, angled, nickel plated, ea.	\$28.00	\$25.00	\$21.00
CSS-736836 3/4" -36 column u-joint, 13/16" -36 rag joint, each	\$149.00	\$131.00	\$112.00

U-JOINT PHASING



When two joints are used on a shaft, the forks of the yokes closest to each other should be in-line, or "in phase" (see illustration). Premature wear can result if the U-joints are not phased properly.

COMPONENTS

OE STEERING COLUMNS

CHEVY TRI-FIVE POWER STEERING

CPP has re-designed its OE-style steering columns for the 1955-57 Chevy Fullsize cars! We have our #5556OSC-AK-NS fitted new columns with the proper neutral safety switch and shifter detent set-up for all common 3 & 4 speed automatics. The length has been shortened to work with our 500 Series™ power steering box, as well as older 605 and 600 style conversion boxes. Columns can use both stock and reproduction upper shifter, turn signal housing and factory shift indicator rod. Available with or without rag joint. Note: Requires a rag joint (#RJC-605L) if installing on a 500 Series™ power steering box or older 605 conversion box.

WITHOUT RAG JOINT

PART & DESCRIPTION	RETAIL	JOBBER	DEALER
5556OSC-AK-NS 1955-56, complete kit, ea.	\$249.00	\$218.00	\$170.00
57OSC-AK-NS 1957, complete kit, ea.	\$249.00	\$218.00	\$170.00
5557ISS 1955-57, modified inner steering shaft, ea.	\$49.00	\$43.00	\$37.00
NS5 Neutral Safety Switch, ea.	\$39.00	\$35.00	\$30.00

CPP DOUBLE U-JOINTS



The design of this double u-joint can accommodate up to a 60° angle. Sealed needle bearing design uses aircraft quality billet steel with nickel plating.

NICKEL			
PART & DESCRIPTION	RETAIL	JOBBER	DEALER
CPP-UJ21 11/16-36 x 3/4--DD, ea.	\$169.00	\$148.00	\$127.00
CPP-UJ22 11/16-36 x 1-DD, ea.	\$169.00	\$148.00	\$127.00
CPP-UJ23 3/4-DD x 3/4-DD, ea.	\$169.00	\$148.00	\$127.00
CPP-UJ27 11/16-36 x 3/4-16, ea.	\$169.00	\$148.00	\$127.00
CPP-UJ28 11/16-36 x 1-48, ea.	\$169.00	\$148.00	\$127.00
CPP-UJ32 3/4-36 x 3/4-DD, ea.	\$169.00	\$148.00	\$127.00
CPP-UJ33 3/4-36 x 1-DD, ea.	\$169.00	\$148.00	\$127.00
CPP-UJ36 13/16-36 x 3/4-DD, ea.	\$169.00	\$148.00	\$127.00
CPP-UJ1798 1-DD x 3/4-DD, ea.	\$169.00	\$148.00	\$127.00

UNIVERSAL JOINTS



CNC machined & precision broached. Nickel-plated or black finish with stainless steel bearings cap. Works up to a 30° angle. A complete line of top quality steering u-joints

NICKEL			
PART & DESCRIPTION	RETAIL	JOBBER	DEALER
CPP-UJ0 3/4 SMOOTH X 3/4 SMOOTH, ea.	\$64.00	\$56.00	\$48.00
CPP-UJ1 9/16-26 X 3/4 DD, ea.	\$59.00	\$52.00	\$44.00
CPP-UJ2 1-48 X 3/4DD, ea.	\$64.00	\$56.00	\$48.00
CPP-UJ10 11/16"-36 SPLINE X 3/4" DD, ea.	\$64.00	\$56.00	\$48.00
CPP-UJ11 11/16-36 X 1 DD, ea.	\$64.00	\$56.00	\$48.00
CPP-UJ15 1" DD X 3/4 ROUND SMOOTH, ea.	\$64.00	\$56.00	\$48.00
CPP-UJ16 3/4DD X 3/4 SMOOTH, ea.	\$64.00	\$56.00	\$48.00
CPP-UJ17 11/16"-36 SPLINE X 3/4" ROUND, ea.	\$64.00	\$56.00	\$48.00
CPP-UJ18 3/4-36 SPLINE X 1 DD, ea.	\$64.00	\$56.00	\$48.00
CPP-UJ19 11/16-36 SPLINE X 3/4-36, ea.	\$64.00	\$56.00	\$48.00
CPP-UJ3 3/4-30 X 3/4DD, ea.	\$64.00	\$56.00	\$48.00
CPP-UJ4 3/4-36 SPLINE X 3/4-36 SPLINE, ea.	\$64.00	\$56.00	\$48.00
CPP-UJ5 3/4"-36 SPLINE X 3/4" DD, ea.	\$59.00	\$52.00	\$44.00
CPP-UJ6 3/4" DD X 3/4" DD, ea.	\$49.00	\$43.00	\$36.00
CPP-UJ7 1DD X 3/4DD, ea.	\$59.00	\$52.00	\$44.00
CPP-UJ8 * 5/8-36 X 3/4DD, ea.	\$64.00	\$56.00	\$48.00
CPP-UJ9 13/16-36 X 3/4DD, ea.	\$64.00	\$56.00	\$48.00
CPP-UJ24 3/4"-30 X 1" DD, ea.	\$64.00	\$56.00	\$48.00
CPP-UJ25 1DD X 13/16-36, ea.	\$64.00	\$56.00	\$48.00
CPP-UJ26 1DD X 1DD, ea.	\$64.00	\$56.00	\$48.00
CPP-UJTRI TRIANGULAR X 3/4" DD, ea.	\$64.00	\$56.00	\$48.00
BLACK			
CPP-UJ1K 9/16-26 X 3/4DD, ea.	\$64.00	\$56.00	\$48.00
CPP-UJ2K 1"-48 X 3/4DD, ea.	\$64.00	\$56.00	\$48.00
CPP-UJ3K 3/4-30 X 3/4DD, ea.	\$64.00	\$56.00	\$48.00
CPP-UJ4K 3/4-36 X 3/4-36, ea.	\$64.00	\$56.00	\$48.00
CPP-UJ5K 3/4"-36 SPLINE X 3/4" DD, ea.	\$59.00	\$52.00	\$44.00
CPP-UJ6K 3/4DD X 3/4DD, ea.	\$49.00	\$43.00	\$36.00
CPP-UJ7K 1" DD X 3/4DD, ea.	\$59.00	\$52.00	\$44.00
CPP-UJ9K 13/16-36 X 3/4DD, ea.	\$64.00	\$56.00	\$48.00

* WILL NOT WORK WITH CHRYSLER APPLICATIONS.

CUSTOM RAG JOINTS



These custom rag joint couplers are designed to connect the bottom of the most common steering columns to the top of many popular steering boxes. We carry wide array of steering components.

PART & DESCRIPTION	RETAIL	JOBBER	DEALER
RJC-1DD17DD 1" DD X 17MM DD	\$86.00	\$75.00	\$65.00
RJC-1DD18DD 1" DD X 18MM DD	\$86.00	\$75.00	\$65.00
RJC-1DD636 1" DD X 11/16"-36	\$86.00	\$75.00	\$65.00
RJC-1DD730 1" DD X 3/4"-30	\$86.00	\$75.00	\$65.00
RJC-1DD736 1" DD X 3/4"-36	\$86.00	\$75.00	\$65.00
RJC-1DD7DD 1" DD X 3/4" DD	\$86.00	\$75.00	\$65.00
RJC-1DD7SM 1" DD X 3/4" SMOOTH	\$86.00	\$75.00	\$65.00
RJC-14817DD 1"-48 X 17MM DD	\$86.00	\$75.00	\$65.00
RJC-14818DD 1"-48 X 18MM DD	\$86.00	\$75.00	\$65.00
RJC-148636 1"-48 X 11/16"-36	\$86.00	\$75.00	\$65.00
RJC-148730 1"-48 X 3/4"-30	\$86.00	\$75.00	\$65.00
RJC-148736 1"-48 X 3/4"-36	\$86.00	\$75.00	\$65.00
RJC-1487DD 1"-48 X 3/4" DD	\$86.00	\$75.00	\$65.00
RJC-1487SM 1"-48 X 3/4" SMOOTH	\$86.00	\$75.00	\$65.00
RJC-736730 3/4"-36 X 3/4"-30	\$86.00	\$75.00	\$65.00
RJC-736736 3/4"-36 X 3/4"-36	\$86.00	\$75.00	\$65.00
RJC-7367DD 3/4"-36 X 3/4" DD	\$86.00	\$75.00	\$65.00
RJC-7367SM 3/4"-36 X 3/4" SMOOTH	\$86.00	\$75.00	\$65.00
RJC-736836 3/4"-36 X 13/16"-36	\$86.00	\$75.00	\$65.00
RJC-736636 3/4"-36 X 11/16"-36	\$86.00	\$75.00	\$65.00
RJC-605L 3/4 X 30 TO 8" TUB	\$69.00	\$61.00	\$52.00
RJC-605S 3/4 X 30 TO 3/4 DD W/ROLL PIN	\$79.00	\$70.00	\$60.00
RJC-730R 3/4"-30	\$54.00	\$47.00	\$40.00
RJC-736R 3/4"-36	\$54.00	\$47.00	\$40.00
RJC-836R 13/16"-36	\$54.00	\$47.00	\$40.00



CPP offers a line of universal column drops with a unique design, allowing them to be used with all popular aftermarket column diameters.

CHROME			
PART & DESCRIPTION	RETAIL	JOBBER	DEALER
CPCD-2 2-1/2" WITH MOUNTING BOLTS	\$62.00	\$55.00	\$47.00
CPCD-3 3-1/2" WITH MOUNTING BOLTS	\$62.00	\$55.00	\$47.00
CPCD-4 4-1/2" WITH MOUNTING BOLTS	\$62.00	\$55.00	\$47.00
BLACK			
CPCD-2B 2-1/2" WITH MOUNTING BOLTS	\$66.00	\$53.00	\$40.00
CPCD-3B 3-1/2" WITH MOUNTING BOLTS	\$66.00	\$53.00	\$40.00
CPCD-4B 4-1/2" WITH MOUNTING BOLTS	\$66.00	\$53.00	\$40.00

WILL NOT WORK WITH KEYED COLUMNS. CAN BE USED WITH 2" & 2-1/4" DIAMETER COLUMNS



FLOOR MOUNTS

UNIVERSAL			
PART & DESCRIPTION	RETAIL	JOBBER	DEALER
ID1410 CPP UNIVERSAL COLUMN	\$29.00	\$26.00	\$22.00
CPFM CPP SWIVEL BALL CHROME FLOOR PLATE	\$69.00	\$61.00	\$52.00
CPSCFM-C CHROME BILLET ALUMINUM SWIVEL COLUMN	\$89.00	\$78.00	\$67.00
APPLICATION SPECIFIC			
CFM-C-200 1955-59 CHEVY TRUCK COLUMN PLATE	\$29.00	\$26.00	\$22.00
CP11200 1955-57 CHEVY FULLSIZE COLUMN PLATE	\$39.00	\$35.00	\$30.00
4754CFP 1947-1954 CHEVY TRUCK COLUMN PLATE	\$25.00	\$22.00	\$19.00
6266FCM 1962-1966 CHEVY NOVA STEERING COLUMN	\$29.00	\$26.00	\$22.00
6266FP-K 1962-1966 CHEVY NOVA STEERING COLUMN PLATE	\$39.00	\$35.00	\$30.00



MANY CHOICES AVAILABLE!

14" DIAMETER WHEELS



BILLET STEERING WHEELS

These 14" steering wheels are made from black machined aluminum or machined aluminum that's chromed for a beautiful shine. Each wheel is available with a black half wrap for the ultimate finishing touch. These are 9 hole universal wheels. Please specify what model and finish when ordering.



SCAN QR CODE TO VIEW INSTALLS, PHOTOS, VIDEOS, AND MORE DETAILS ON THESE PROJECTS ON TEAM CPP! OR VISIT TEAMCPP.COM




FLOOR PLATES & GASKETS



FORD FLOOR FILL PLATE			
PART & DESCRIPTION	RETAIL	JOBBER	DEALER
5356FP-200 1953-56, 2, EACH	\$24.00	\$21.00	\$18.00
5356FP-225 1953-56, 2.25, EACH	\$24.00	\$21.00	\$18.00
COLUMN INSTALL KITS			
6266SCI-KOS 1962-66 NOVA, ORIGINAL SHIFT, KIT	\$160.00	\$140.00	\$120.00
6266SCI-KOF 1962-66 NOVA, ORIGINAL FLOOR, KIT	\$126.00	\$111.00	\$95.00
6266SCI-K36 1962-66 NOVA, AFTERMARKET, (3/4"-36)	\$183.00	\$161.00	\$138.00
6266SCI-KDD 1962-66 NOVA, AFTERMARKET, (1" DD)	\$183.00	\$161.00	\$138.00
6266FP-K 1962-1966 CHEVY NOVA STEERING COLUMN PLATE	\$39.00	\$35.00	\$30.00

INSTALL ACCESSORIES



FIREWALL COLUMN SEALS			
PART & DESCRIPTION	RETAIL	JOBBER	DEALER
SCG-6467A 1964-67, EACH	\$9.00	\$8.00	\$7.00
SCG-6872A 1968-72, EACH	\$9.00	\$8.00	\$7.00
SCG-6266N 1962-66 NOVA, EACH	\$9.00	\$8.00	\$7.00
SCG-67N 1967 NOVA, EACH	\$9.00	\$8.00	\$7.00
SCG-6768F 1967-68 CAMARO, EACH	\$9.00	\$8.00	\$7.00
SCG-69F 1969 CAMARO, EACH	\$9.00	\$8.00	\$7.00
SCG-7081F 1970-81 CAMARO, EACH	\$9.00	\$8.00	\$7.00
SCG-6466 64-66 MUSTANG, ea.	\$9.00	\$8.00	\$7.00

COMPONENTS

MISCELLANEOUS ACCESSORIES



LIGHT SPOKE



TORCH



CLASSIC SPOKE



SHADOW



DEUCE



FLYER



HAWK



SIRIUS



TRACKER 2



WIDE SPOKE



BANJO



BANDIT

PART #	DESCRIPTION	RETAIL	JOBBER	DEALER
CPPSW	14" Chromed Billet Aluminum, Wheel Only, ea.	\$225.00	\$197.00	\$169.00
CPPBSW	14" Midnite Series, Black Finish, Wheel Only, ea.	\$225.00	\$197.00	\$169.00



Stainless steel, automatic shift linkage arms, take care of problems encountered when columns and transmission swap it done.



Hazard warning adapter kit works with the installation of CPP Classic Fit™ Columns

DELUXE COMPONENTS



PART & DESCRIPTION	RETAIL	JOBBER	DEALER
DSC-ASH-S AUTOMATIC SHIFT HANDLE (EXCEPT TRUCK COLUMNS)	\$24.00	\$21.00	\$18.00
DSC-ASH-T AUTOMATIC SHIFT HANDLE (USE ON DC-6772-S)	\$24.00	\$21.00	\$18.00
DSC-GSHLP GEAR SHIFT HOUSING W/ POINTER & LENS	\$13.00	\$12.00	\$10.00
DSC-HC HORN CONTACT (EXCEPT TRUCK)	\$15.00	\$14.00	\$12.00
DSC-HCSS HORN CONTACT SPRING & SPACER	\$5.00	\$5.00	\$4.00
DSC-HCT 1967-72 CHEVY TRUCK HORN CONTACT	\$15.00	\$14.00	\$12.00
DSC-NSS NEUTRAL SAFETY SWITCH	\$20.00	\$18.00	\$15.00
DSC-SCDS 1967-72 CHEVY TRUCK 1 0 0 DSC-SCDS COLUMN DASH SEAL	\$6.00	\$6.00	\$5.00
DSC-SCFS 1967-72 CHEVY TRUCK FIREWALL SEAL	\$12.00	\$11.00	\$9.00
DSC-SHL SHIFT HOUSING W/ LENS	\$5.00	\$5.00	\$4.00
DSC-SL STRAIGHT SHIFT LEVER	\$5.00	\$5.00	\$4.00
DSC-SL3/4 SHIFT INDICATOR LENS 3 & 4 SPEED INCLUDED	\$5.00	\$5.00	\$4.00



PART & DESCRIPTION	RETAIL	JOBBER	DEALER
DSC-SLGS SHIFT LEVER GROMMET & SLEEVE	\$5.00	\$5.00	\$4.00
DSC-SLS STRAIGHT SHIFT LEVER	\$13.00	\$12.00	\$10.00
DSC-SP SHIFT POINTER	\$15.00	\$14.00	\$12.00
DSC-SRC SHIFT ROD COUPLER (TRUCK COLUMNS ONLY)	\$9.00	\$8.00	\$7.00
DSC-TSS-A TURN SIGNAL SWITCH W/CONNECTOR, AUTOMATIC	\$30.00	\$27.00	\$23.00
DSC-TSS-M TURN SIGNAL SWITCH W/CONNECTOR, MANUAL	\$30.00	\$27.00	\$23.00
DSC-TSSWC TURN SIG. SWITCH WIRE HARNESS CONNECTOR	\$9.00	\$8.00	\$7.00
DSC-TTDUK TILT TRUCK DRESS UP KIT	\$39.00	\$34.00	\$29.00
DSC-TTFK-B TILT, TURN SIGNAL, FLASHER KNOB LEVER KIT, BLACK	\$39.00	\$34.00	\$29.00
DSC-TTFK-C TILT, TURN SIGNAL, FLASHER KNOB LEVER KIT, CHROME	\$39.00	\$34.00	\$29.00
DSC-TTFK-R TILT, TURN SIGNAL, FLASHER KNOB LEVER KIT, RAW	\$39.00	\$34.00	\$29.00

TILT COLUMN HARNESS

PART & DESCRIPTION	RETAIL	JOBBER	DEALER
6772WHP 1967-72 CHEVY TRUCK, ea.	\$28.00	\$25.00	\$21.00
CP20115 1955, CLASSIC FIT™, KIT	\$69.00	\$61.00	\$52.00
CP20116 1956, CLASSIC FIT™, KIT	\$59.00	\$52.00	\$45.00
CP20117 1957, CLASSIC FIT™, KIT	\$59.00	\$52.00	\$45.00
41382 HAZARD WARNING KIT	\$22.00	\$20.00	\$17.00

AUTOMATIC SHIFT LINKAGE ARMS

PART & DESCRIPTION	RETAIL	JOBBER	DEALER
CPTSL ALL GM TRANS 7"-24", KIT	\$59.00	\$50.00	\$44.00
CPTSL-30 30" ROD ONLY, ea.	\$15.00	\$13.00	\$11.00
CPTSLK ALL GM TRANS, WITH 24" & 30" ROD, KIT	\$79.00	\$69.00	\$59.00

COLUMN SAVER KIT

PART & DESCRIPTION	RETAIL	JOBBER	DEALER
CP150BCS 1948-60 FORD TRUCK, 1.5" OUTER DIAMETER, KIT	\$99.00	\$87.00	\$75.00
CP175BCS 1947-59 CHEVY, 1.75" OUTER DIAMETER, KIT	\$99.00	\$87.00	\$75.00
CP200BCS 1960-72, 2.0" OUTER DIAMETER, KIT	\$99.00	\$87.00	\$75.00

STEERING COLUMN ACCESSORIES

PART & DESCRIPTION	RETAIL	JOBBER	DEALER
ECHCR HORN CONTACT, KIT	\$39.00	\$35.00	\$30.00
DSC-GSH GEAR SHIFT HOUSING	\$5.00	\$5.00	\$4.00
DSC-OSSL OFFSET SHIFT LEVER	\$6.00	\$6.00	\$5.00
DSC-TWHC 1967-72 CHEVY TRUCK WIRING HARNESS COVER	\$20.00	\$18.00	\$15.00

COMPONENTS AND ACCESSORIES FOR ALL POPULAR APPLICATIONS

CPP TECH TIPS:

STEERING BOXES & RACKS SPLINE SIZES


APPLICATION	SIZES	SPLINE DIAMETER	SPLINES
FORD RACK			
Mustang II & Pinto Manual	9/16-26	.563	26
Mustang II & Pinto Power	3/4-36	.750	36
FORD BOX			
Manual & Power	3/4-36	.750	36
GM BOX MANUAL			
Vega	5/8-36	.625	36
Corvette (1963-67)	3/4-36	.750	36
Corvette (1968-83)	3/4-30	.750	30
Model 122 (1965-85)	3/4-30	.750	36
	3/4-36	.750	36
Model 525 (1986-Present)	3/4-30	.750	30
GM BOX POWER			
Model 605 (1978-84)	3/4-30	.625	30
Model 800 (1977-Prior)	13/16-36	.813	36
Model 800 (1978-Present)	3/4-30	.750	30
GM RACK			
1979-Present	5/8-36	.625	36
Variations	3/4-30	.750	30
Corvette (1984-Present)	17mm-DD	.670	570
Fiero 1	7mm-DD	.670	570
CHRYSLER BOX OR RACK			
Chrysler - Omni Manual	9/16-36	.563	26
Chrysler - Omni Power	9/16-36	.563	36
Chrysler - Volare	9/4-30	.750	36
Chrysler	5/8-36	.625	36
Chrysler	3/4-36	.750	36
Chrysler	13/16-36	.813	36

STEERING COLUMNS SPLINE SIZES

APPLICATION	SIZES	SPLINE DIAMETER	SPLINES
GM COLUMN			
Small Spline	3/4-36	.750	36
Large Spline	1-48	1.00	48
Small DD	3/4-DD	.750	DD
Large DD	1-DD	1.00	DD

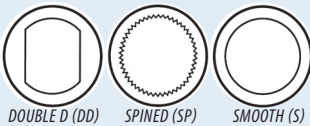
DETERMINING SPLINE SIZE

To determine the spline size of a component (rack and pinion, steering column and steering box), measure the outside diameter and count the number of splines. If there is a flat spot on the shaft and some of the splines are missing, count halfway around where there are splines and double that number. We need to know how many teeth are in a theoretical full circle.



AVAILABLE U-JOINT COMBINATIONS ARE:

- A) Smooth Bore on both ends
- B) Smooth Bore and Spline or Double D
- C) Spline and/or Double D on each end.



© CPP, Inc.

STEERING WHEEL MODIFICATIONS FOR 1955-56-57 CHEVYS WITH STOCK STEERING WHEEL MOUNTED ON STEERING COLUMN

The spline in your stock steering wheel is the same as the one on the new column, so no modifications are needed here.

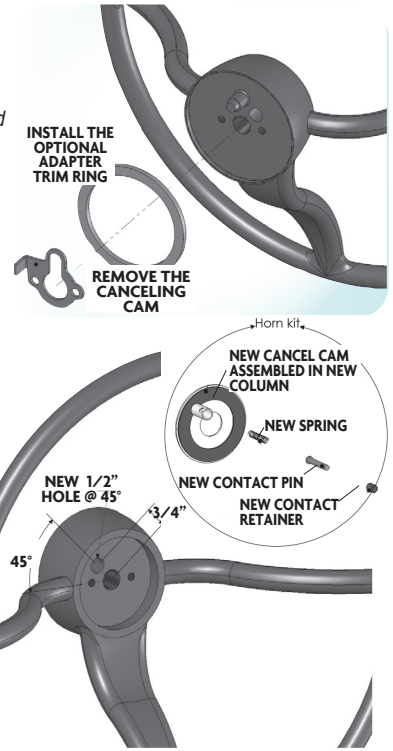
Turn the wheel over and find two screws that hold a metal tap to the wheel. This tap is what is used to cancel your turn signals. Remove the two screws and the tap as you will not be using them with your new column.

You will have to drill a 1/2" diameter hole in the wheel 3/4" from the center of the splined hole in the center of the steering wheel at 45° (looking at the front of the wheel). If this can't be done because of screw holes for a puller, try to get the hole as close as possible on either side. Do not drill out puller holes, you may need them later to pull the wheel. Install horn kit, if purchased. If the horn kit with ring is purchased, the ring is to be siliconed onto the steering wheel. If it doesn't fit on exactly right, use a file or die grinder to trim inside. (If it's way off, call us and we may have something that will fit or we can make you something that will fit.)

Next, install the wheel on the column. If it doesn't want to go on at first, move the horn cam with your thumb and index finger a little one way or the other until the wheel drops down fully. This horn cam is what cancels the turn signals, so with this horn cam at 10:30, the steering box half way between full left and right, and the road wheels pointed straight ahead, the turn signals will cancel at the right time.

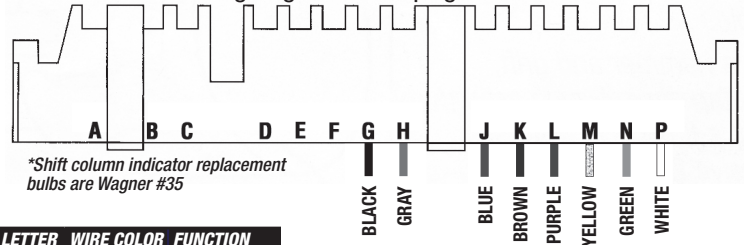
These are the parts that will correspond to the particular installation that you are doing. This will speed up the ordering process when the time comes.

- #BORC7DDX1DD 3/4" DD x 1" DD Coupler #RJC-736730 3/4" 36 Spline x 3/4" 30 Spline Rag Joint
- #BORC736XC7DD 3/4" 36 Spline x 3/4" DD Coupler #16200 '55-57 Horn Kit
- #RJC-1DD730 1" DD x 3/4" 30 Spline Rag Joint #16200R '55-57 Horn Kit with Ring



WIRING DIAGRAM

The wiring included with your cpp column is GM 4-1/4" connector. The standard GM wiring diagram for this plug is:



LETTER	WIRE COLOR	FUNCTION
G	Black	Horn
H	Gray	Left Front Turn Signal
J	BLUE	Right Front Turn Signal
K	Brown	Hazard
L	Purple	Turn Signal- Power (main)
M	Yellow	Left Rear Turn Signal
N	Green	Right Rear Turn Signal
P	White	Brake Light
--	Black	Column Shift only- Illuminated gearshift indicator is connected to dash lights

*Shift column indicator replacement bulbs are Wagner #35.



CLASSICPERFORM.COM | 800.522.5004

AN INDUSTRY LEADER IN Steering, Brakes, & Suspension

GET CONNECTED! #CLASSICPERFORM

Classic Performance Products, Inc. 378 E. ORANGETHORPE AVE., PLACENTIA, CA 92870