

Introducing **PREMIUM Steering COLUMNS** **COMPONENTS ACCESSORIES**




We've expanded our product line! When it comes to high-quality aftermarket steering columns, CPP's new Premium Universal Fit and Classic Fit Premium Steering Columns are as good as they get. Many new Universal Fit lengths are now available and the list of new Classic Fit applications is growing.

All columns were designed from the ground up and feature new five-way tilt mechanisms with tight tolerances to give that high-quality performance drivers want. New turn signals and neutral safety switches are top notch and the shift handle and collar have positive shift points with no excess play. Column shift varieties come with two gear position indicators to suit both three-speed and overdrive transmissions that light up for greater visibility at night. The choice of professional finish is yours: now available in satin black (which can be painted to match the car) or a chrome

All columns are designed for '67-'94 GM steering wheels with adapters available to fit almost any other style wheel. Finally, each Premium Column is shipped in sturdy suitcase-like packaging to protect them during shipping.



The Classic Fit™ Premium Columns are designed as direct bolt-ins for specific cars and trucks, featuring the appropriate length, wiring and mounting locations. They can be ordered in satin black or chrome and, for most applications, in column or floor shift. We offer Classic Fit™ Premium Columns for many popular GM and Ford vehicles with even more on the way. Classic car variants are available for Tri-Five, Chevelle and Nova while truck applications include C10, F100 and Bronco. The C10 columns even come in OE length or 1.5" shorter for increased "belly to wheel clearance" and comfort.



Our Premium Universal Fit Columns can be used in everything from classic trucks and muscle cars to street rods and other custom applications. Multiple length options are available from 28" up to 33" in both column and floor shift, satin black and chrome. CPP also carries a wide variety of accessories to help adapt the Universal Fit Columns into almost any vehicle.

*When it comes to high-quality aftermarket steering columns, CPP's new Premium Universal Fit and Classic Fit Premium Steering Columns are as good as they get.*



**SCAN OR CODE TO SEE A VARIETY OF VIDEOS ON PREMIUM COLUMN INSTALLS!**



**CLASSIC  
PERFORMANCE  
PRODUCTS, INC.**

## Steering • Brakes • Suspension

**LOOK INSIDE FOR  
COMPLETE LIST OF BRAND  
NEW GPP PREMIUM  
STEERING COLUMNS**



# PREMIUM 5-WAY TILT

**NEW  
INSIDE & OUT!**



## CPP 5-WAY ADJUSTABLE TILT PREMIUM STEERING COLUMNS KITS

Designed as direct bolt-ins for specific cars and trucks, featuring the appropriate length, wiring and mounting locations. We offer Classic Fit™ Premium Columns for many popular GM and Ford vehicles with even more on the way.

### Classic Fit™ PREMIUM CHEVY/GMC TRUCKS

DC-6772-FBC10	1967-72 Chevy Truck Floor Shift, Black, kit	\$549.00
DC-6772-FB1.5*	1967-72 Chevy Truck Floor Shift, Black, kit	\$549.00
DC-6772-FCC10	1955-56 Chevy Truck Floor Shift, Chrome, kit	\$575.00
DC-6772-FC1.5*	1955-56 Chevy Truck Floor Shift, Chrome, kit	\$575.00
DC-6772-SBC10	1967-72 Chevy Truck Column Shift, Black, kit	\$549.00
DC-6772-SB1.5*	1967-72 Chevy Truck Column Shift, Black, kit	\$549.00
DC-6772-SCC10	1955-56 Chevy Truck Column Shift, Chrome, kit	\$575.00
DC-6772-SC1.5*	1955-56 Chevy Truck Column Shift, Chrome, kit	\$575.00

\*NOTE: 1.5" SHORTER INSIDE THE CAB

### Classic Fit™ PREMIUM CHEVY TRI-FIVE

DC-5556-FB	1955-56 Chevy Fullsize Floor Shift, Black, kit	\$449.00
DC-5556-FC	1955-56 Chevy Fullsize Floor Shift, Chrome, kit	\$475.00
DC-5556-SB	1955-56 Chevy Fullsize Column Shift, Black, kit	\$549.00
DC-5556-SC	1955-56 Chevy Fullsize Column Shift, Chrome, kit	\$575.00
DC-57-FB	1957 Chevy Fullsize Floor Shift, Black, kit	\$449.00
DC-57-FC	1957 Chevy Fullsize Floor Shift, Chrome, kit	\$475.00
DC-57-SB	1957 Chevy Fullsize Column Shift, Black, kit	\$549.00
DC-57-SC	1957 Chevy Fullsize Column Shift, Chrome, kit	\$575.00

### Classic Fit™ PREMIUM NOVA/CAMARO

DC-6266-FBNOVA	1962-66 Nova, Floor Shift, Black, kit	\$449.00
DC-6266-FCNOVA	1962-66 Nova, Floor Shift, Chrome, kit	\$475.00
DC-6266-SBNOVA	1962-66 Nova Column Shift, Black, kit	\$475.00
DC-6266-SCNOVA	1962-66 Nova Column Shift, Chrome, kit	\$575.00
DC-67-FBNOVA	1967 Nova, Floor Shift, Black, kit	\$429.00
DC-67-FCNOVA	1967 Nova, Floor Shift, Chrome, kit	\$475.00
DC-67-SBNOVA	1967 Nova, Column Shift, Black, kit	\$475.00
DC-67-SCNOVA	1967 Nova Column Shift, Chrome, kit	\$489.00
DC-6768-FBCM	1967-68 Camaro, Floor Shift, Black, kit	\$429.00
DC-6768-FCCM	1967-68 Camaro, Floor Shift, Chrome, kit	\$475.00
DC-6768-SBCM	1967-68 Camaro, Column Shift, Black, kit	\$525.00
DC-6768-SCCM	1967-68 Camaro, Column Shift, Chrome, kit	\$575.00

### Classic Fit™ A-BODY

DC-6466-FBMS	1964-66 A-Body, Floor Shift, Black, kit	\$429.00
DC-6466-FCMS	1964-66 A-Body, Floor Shift, Chrome, kit	\$475.00
DC-6466-SBMS	1964-66 A-Body, Column Shift, Black, kit	\$549.00
DC-6466-SCMS	1964-66 A-Body, Column Shift, Chrome, kit	\$575.00
DC-6768-FBMS	1967-68 A-Body, Floor Shift, Black, kit	\$429.00
DC-6768-FCMS	1967-68 A-Body, Floor Shift, Chrome, kit	\$549.00
DC-6768-SBMS	1967-68 A-Body, Column Shift, Black, kit	\$549.00
DC-6768-SCMS	1967-68 A-Body, Column Shift, Chrome, kit	\$575.00

### Classic Fit™ FORD

DC-6772-FBF100	1967-72 Ford Truck, Floor Shift, Black, kit	\$549.00
DC-6772-FCF100	1967-72 Ford Truck, Floor Shift, Chrome, kit	\$575.00
DC-6772-SBF100	1967-72 Ford Truck, Column Shift, Black, kit	\$549.00
DC-6772-SCF100	1967-72 Ford Truck, Column Shift, Chrome, kit	\$575.00
DC-6677-FBBRONCO	1966-77 Ford Bronco, Floor Shift, Black, kit	\$549.00
DC-6677-FCBRONCO	1966-77 Ford Bronco, Floor Shift, Chrome, kit	\$575.00
DC-6677-SBBRONCO	1966-77 Ford Bronco, Column Shift, Black, kit	\$549.00
DC-6667-SCBRONCO	1966-77 Ford Bronco, Column Shift, Chrome, kit	\$575.00

BLACK 1955 CHEVY  
PREMIUM COLUMN SHIFT  
COLUMN SHOWN INSTALLED  
WITH CUSTOM PAINT

1.5"  
MORE  
ROOM  
INSIDE  
THE CAB!  
#DC-6772-FB1.5

1967-72  
CHEVY TRUCK  
FLOOR SHIFT  
shown

#DC-5556-FC

1955-56 CHEVY  
FULLSIZE  
FLOOR SHIFT  
shown

#DC-6266-SBNOVA

1967  
CHEVY NOVA  
COLUMN SHIFT  
shown

#DC-6772-SBF100

1967-72  
FORD TRUCK  
COLUMN SHIFT  
shown

**SCAN QR CODE  
TO SEE HOW  
TO INSTALL A CPP PREMIUM  
STEERING COLUMN IN A 1967 TO 1972  
CHEVY C10 TRUCK**



# STEERING COLUMNS



## Classic Fit™ PREMIUM TILT STEERING COLUMNS

These classic truck columns come with steering column, dash mount, floor mount, harness adapter (GM shift applications include shifter linkage), everything you need to adapt our premium universal columns to you classic Chevy or Ford truck. Contact us for complete details.\*

**NEW!**  
**COMPLETE KITS**

### PREMIUM COLUMN KITS CLASSIC CHEVY TRUCKS

4754DSCK-SB	1947-1954 Chevy Truck, Column Shift, Black, kit	\$599.00
4754DSCK-SC	1947-1954 Chevy Truck, Column Shift, Chrome, kit	\$629.00
4754DSCK-FB	1947-1954 Chevy Truck, Floor Shift, Black, kit	\$539.00
4754DSCK-FC	1947-1954 Chevy Truck, Floor Shift, Chrome, kit	\$559.00
5559DSCK-SB	1955-1959 Chevy Truck, Column Shift, Black, kit	\$639.00
5559DSCK-SC	1955-1959 Chevy Truck, Column Shift, Chrome, kit	\$669.00
5559DSCK-FB	1955-1959 Chevy Truck, Floor Shift, Black, kit	\$569.00
5559DSCK-FC	1955-1959 Chevy Truck, Floor Shift, Chrome, kit	\$599.00

### PREMIUM COLUMN KITS CLASSIC FORD TRUCKS

4852DSCK-SB	1948-1952 Ford Truck, Column Shift, Black, kit	\$579.00
4852DSCK-SC	1948-1952 Ford Truck, Column Shift, Chrome, kit	\$599.00
4852DSCK-FB	1948-1952 Ford Truck, Floor Shift, Black, kit	\$579.00
4852DSCK-FC	1948-1952 Ford Truck, Floor Shift, Chrome, kit	\$599.00
5356DSCK-SB	1953-1956 Ford Truck, Column Shift, Black, kit	\$559.00
5356DSCK-SC	1953-1956 Ford Truck, Column Shift, Chrome, kit	\$589.00
5356DSCK-FB	1953-1956 Ford Truck, Floor Shift, Black, kit	\$559.00
5356DSCK-FC	1953-1956 Ford Truck, Floor Shift, Chrome, kit	\$589.00

## CPP PREMIUM UNIVERSAL FIT 28", 30", 32" & 33"



Premium Universal Fit Columns can be used in everything from classic trucks and muscle cars to street rods and other custom applications. Multiple length options are available from 28" up to 33".

### PREMIUM UNIVERSAL FIT

DC-28-FB	28" Floor Shift, Black, ea.	\$429.00	DC-30-SB	30" Column Shift, Black, ea.	\$429.00
DC-28-FC	28" Floor Shift, Chrome, ea.	\$455.00	DC-30-SC	30" Column Shift, Chrome, ea.	\$455.00
DC-28-SB	28" Column Shift, Black, ea.	\$429.00	DC-32-FB	32" Floor Shift, Black, ea.	\$429.00
DC-28-SC	28" Column Shift, Chrome, ea.	\$455.00	DC-32-FC	32" Floor Shift, Chrome, ea.	\$455.00
DC-30-FB	30" Floor Shift, Black, ea.	\$429.00	DC-33-SB	33" Column Shift, Black, ea.	\$429.00
DC-30-FC	30" Floor Shift, Chrome, ea.	\$455.00	DC-33-SC	33" Column Shift, Chrome, ea.	\$455.00

## ALL PREMIUM COLUMNS FEATURE:



• Includes 3-speed & overdrive lenses




• Shift Handle & Shift Collar—Eliminating All Excess Play with More Positive Shift Point



EXCEPT C10



• Sure-Lock 5-Position Tilt Mechanism



• All CPP Premium Columns are Shipped in a Sturdy Case!

**SCAN QR CODE FOR AN OVERVIEW OF OUR PREMIUM UNIVERSAL STEERING COLUMNS AVAILABLE IN 28"-30"-32"-33"**





## STEERING SHAFTS

#CPP1850-SN

#CPP1850-12N

#CPP1850-DN

There are many different possible front suspension and steering box combinations available. We also carry steering shaft support bearings for those instances when three or more universals are used. When ordering, please have the following information ready: year, make and model of steering column and steering box, and steering shaft length, so we can better serve you.

### NICKEL PLATED

PART & DESCRIPTION	RETAIL	JOBBER	DEALER
<b>CPP1850-DN</b> 18" 3/4DD	\$36.00	\$32.00	\$27.00
<b>CPP1850-SN</b> 36" 3/4DD	\$59.00	\$52.00	\$38.00

### BLACK OXIDE

<b>CPP1850-DB</b> 18" 3/4DD BLACK OXIDE	\$34.00	\$30.00	\$26.00
<b>CPP1850-SB</b> 36" 3/4DD BLACK OXIDE	\$49.00	\$43.00	\$37.00

### STAINLESS

<b>CPP1850-DSP</b> 18" 3/4DD POLISHED	\$49.00	\$43.00	\$37.00
<b>CPP1850-SSP</b> 36" 3/4DD POLISHED	\$86.00	\$76.00	\$65.00




#CSS-

### ADJUSTABLE LENGTHS

When exchanging your stock steering column for one of our tilt steering columns, it is highly recommended that the steering shaft be swapped out for a much safer collapsible steering shaft. The collapsible steering shaft includes a universal joint, to connect to the end of the tilt steering column, and a rag joint, to connect to the top of the power steering box. Not recommended for stock columns.

### COLLAPSIBLE STEERING SHAFT

<b>CSS-148730</b> 1" -48 column u-joint, 3/4" -30 rag joint, ea.	\$149.00	\$131.00	\$112.00
<b>CSS-148736</b> 1" -48 column u-joint, 3/4" -36 rag joint, ea.	\$149.00	\$131.00	\$112.00
<b>CSS-148836</b> 1" -48 column u-joint, 13/16" -36 rag joint, each	\$149.00	\$131.00	\$112.00
<b>CSS-1DD730</b> 1" DD column u-joint, 3/4" -30 rag joint, each	\$149.00	\$131.00	\$112.00
<b>CSS-1DD736</b> 1" DD column u-joint, 3/4" -36 rag joint, each	\$149.00	\$131.00	\$112.00
<b>CSS-1DD836</b> 1" DD column u-joint, 13/16" -36 rag joint, each	\$149.00	\$131.00	\$112.00
<b>CSS-736730</b> 3/4" -36 column u-joint, 3/4" -30 rag joint, each	\$149.00	\$131.00	\$112.00
<b>CSS-736736</b> 3/4" -36 column u-joint, 3/4" -36 rag joint, each	\$149.00	\$131.00	\$112.00
<b>CSS-736836</b> 3/4" -36 column u-joint, 13/16" -36 rag joint, each	\$149.00	\$131.00	\$112.00



#CPSS-CLUJ

#CPSS-CS

### ADJUSTABLE LENGTHS

When exchanging your stock steering column for one of our tilt steering columns, it is highly recommended that the steering shaft be swapped out for a much safer collapsible steering shaft. The collapsible steering shaft includes a universal joint, to connect to the end of the tilt steering column, and a rag joint, to connect to the top of the power steering box. Not recommended for stock columns.

### A-BODY PLATED SLIP SHAFT COMBO

PART & DESCRIPTION	RETAIL	JOBBER	DEALER
<b>CPSS-CS</b> adjustable lengths 16"-26" with rag joint,kit	187.00	164.00	141.00
<b>CPSS-CL</b> adjustable length 24"-36" with rag joint,kit	187.00	164.00	141.00
<b>CPSS-CSUJ</b> adjustable length 16"-26" with 2 U-joints,kit	187.00	164.00	141.00
<b>CPSS-CLUJ</b> adjustable length 24"-36" with 2 U-joints,kit	187.00	164.00	141.00

### ADJUSTABLE LENGTHS

#RJC836-CS



This rag joint and sleeve is ideal when installing a tilt column and power steering in vehicles with a direct line from the column to the box. Specify box when ordering.

### NICKEL PLATED SLIP SHAFT COMBO

<b>RJC730-CS</b> 3/4-30, ea.	\$99.00	\$85.00	\$70.00
<b>RJC736-CS</b> 3/4-36, ea.	\$99.00	\$85.00	\$70.00
<b>RJC836-CS</b> 13/16-36, ea.	\$99.00	\$85.00	\$70.00

### MAXIMUM CLEARANCE



If you're trying to gain a little more header clearance or just like a smooth clean look, this is the way to go. *Note: Specify column and box spline count and diameter*

### NICKEL PLATED SLIP SHAFT COMBO

<b>CPMAX-KB</b> 1964-72 A-Body, black, ea.	\$169.00	\$148.00	\$127.00
<b>CPMAX-KN</b> 1964-72 A-Body, nickel, ea.	\$169.00	\$148.00	\$127.00



#67ISS-400

When installing a 400 Series™ power steering kit in your 1967 Nova and using the original column, this modified inner steering shaft will be required.

### ORIGINAL INNER STEERING SHAFT

<b>67ISS-400</b> 1967 Nova, ea.	\$69.00	\$61.00	\$52.00
<b>UISS</b> 42" Universal Shaft,ea.	\$29.00	\$25.00	\$19.00

### ADJUSTABLE LENGTHS



#4759CSS

#4759ISS

Whether installing late model power steering on your straight axle or adding an independent front suspension, this collapsible intermediate shaft is much safer than a solid shaft. Sold with or without U-joints. \*Please specify column and gearbox spline. Sold with or without U-joints add Shafts are 16-26" collapsible 3/4 DD each side.

### INTERMEDIATE STEERING SHAFT

PART & DESCRIPTION	RETAIL	JOBBER	DEALER
<b>4759ISS</b> 1947-59, without U-joints, ea.	\$54.00	\$48.00	\$41.00
<b>4759CSS*</b> 1947-59, with U-joints, ea.	\$165.00	\$145.00	\$124.00

NOTE: NOT FOR 400 SERIES BOXES.

\*PLEASE SPECIFY COLUMN & GEARBOX SPLINE.



Create your own custom rag joint connection with the 9-1/4" connector. Accepts 3/4" DD shaft and bolt-on rag joint. Includes rubber dust bolt.

### INTERMEDIATE SHAFT & FLANGE

<b>CSS-LG</b> ea.	\$30.00	\$27.00	\$23.00
-------------------	---------	---------	---------

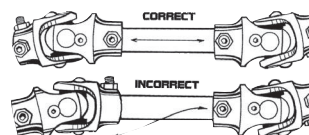


Steering shaft support bearings for those instances when three or more universals are used.

### STEERING SHAFT SUPPORT BEARING & BRACKETS

<b>SB</b> Steering Shaft Support Bearing, ea.	\$29.00	\$26.00	\$22.00
<b>10256</b> Support Bearing Bracket, flat, black zinc, ea.	\$20.00	\$18.00	\$15.00
<b>11260</b> Support Bearing Bracket, angled, black zinc, ea.	\$19.00	\$17.00	\$15.00
<b>10256-N</b> Support Bearing Bracket, flat, nickel plated, ea.	\$28.00	\$25.00	\$21.00
<b>11260-N</b> Support Bearing Bracket, angled, nickel plated, ea.	\$28.00	\$25.00	\$21.00
<b>CSS-736836</b> 3/4" -36 column u-joint, 13/16" -36 rag joint, each	\$149.00	\$131.00	\$112.00

### U-JOINT PHASING



When two joints are used on a shaft, the forks of the yokes closest to each other should be in-line, or "in phase" (see illustration). Premature wear can result if the U-joints are not phased properly.

# COMPONENTS

## OE STEERING COLUMNS

### CHEVY TRI-FIVE POWER STEERING

CPP has re-designed its OE-style steering columns for the 1955-57 Chevy Fullsize cars! We have our #55560SC-AK-NS fitted new columns with the proper neutral safety switch and shifter detent set-up for all common 3 & 4 speed automatics. The length has been shortened to work with our 500 Series™ power steering box, as well as older 605 and 600 style conversion boxes. Columns can use both stock and reproduction upper shifter, turn signal housing and factory shift indicator rod. Available with or without rag joint. Note: Requires a rag joint (#RJC-605S) if installing on a 500 Series™ power steering box or older 605 conversion box.

#### WITHOUT RAG JOINT

<b>55560SC-K</b> 1955-56, complete kit, ea.	<b>\$229.00</b>	<b>\$202.00</b>	<b>\$170.00</b>
<b>570SC-K</b> 1957, complete kit, ea.	<b>\$229.00</b>	<b>\$202.00</b>	<b>\$170.00</b>
<b>5557ISS</b> 1955-57, modified inner steering shaft, ea.	<b>\$49.00</b>	<b>\$43.00</b>	<b>\$37.00</b>
<b>NS5</b> Neutral Safety Switch, ea.	<b>\$39.00</b>	<b>\$35.00</b>	<b>\$30.00</b>

## CPP DOUBLE U-JOINTS



The design of this double u-joint can accommodate up to a 60° angle. Sealed needle bearing design uses aircraft quality billet steel with nickel plating.

#### NICKEL

<b>CPP-UJ21</b> 11/16-36 x 3/4-DD, ea.	<b>\$169.00</b>	<b>\$148.00</b>	<b>\$127.00</b>
<b>CPP-UJ22</b> 11/16-36 x 1-DD, ea.	<b>\$169.00</b>	<b>\$148.00</b>	<b>\$127.00</b>
<b>CPP-UJ23</b> 3/4-DD x 3/4-DD, ea.	<b>\$169.00</b>	<b>\$148.00</b>	<b>\$127.00</b>
<b>CPP-UJ27</b> 11/16-36 x 3/4-16, ea.	<b>\$169.00</b>	<b>\$148.00</b>	<b>\$127.00</b>
<b>CPP-UJ28</b> 11/16-36 x 1-48, ea.	<b>\$169.00</b>	<b>\$148.00</b>	<b>\$127.00</b>
<b>CPP-UJ32</b> 3/4-36 x 3/4-DD, ea.	<b>\$169.00</b>	<b>\$148.00</b>	<b>\$127.00</b>
<b>CPP-UJ33</b> 3/4-36 x 1-DD, ea.	<b>\$169.00</b>	<b>\$148.00</b>	<b>\$127.00</b>
<b>CPP-UJ36</b> 13/16-36 x 3/4-DD, ea.	<b>\$169.00</b>	<b>\$148.00</b>	<b>\$127.00</b>
<b>CPP-UJ1798</b> 1-DD x 3/4-DD, ea.	<b>\$169.00</b>	<b>\$148.00</b>	<b>\$127.00</b>

## UNIVERSAL JOINTS



CNC machined & precision broached. Nickel-plated or black finish with stainless steel bearings cap. Works up to a 30° angle. A complete line of top quality steering u-joints

#### NICKEL

PART & DESCRIPTION	RETAIL	JOBBER	DEALER
<b>CPP-UJ0 3/4</b> SMOOTH X 3/4 SMOOTH, ea.	<b>\$79.00</b>	<b>\$70.00</b>	<b>\$60.00</b>
<b>CPP-UJ1</b> 9/16-26 X 3/4 DD, ea.	<b>\$79.00</b>	<b>\$70.00</b>	<b>\$60.00</b>
<b>CPP-UJ2</b> 1-48 X 3/4DD, ea.	<b>\$79.00</b>	<b>\$70.00</b>	<b>\$60.00</b>
<b>CPP-UJ10</b> 11/16"-36 SPLINE X 3/4" DD, ea.	<b>\$79.00</b>	<b>\$70.00</b>	<b>\$60.00</b>
<b>CPP-UJ11</b> 11/16-36 X 1 DD, ea.	<b>\$79.00</b>	<b>\$70.00</b>	<b>\$60.00</b>
<b>CPP-UJ15</b> 1"DD X 3/4 ROUND SMOOTH, ea.	<b>\$79.00</b>	<b>\$70.00</b>	<b>\$60.00</b>
<b>CPP-UJ16</b> 3/4DD X 3/4 SMOOTH, ea.	<b>\$79.00</b>	<b>\$70.00</b>	<b>\$60.00</b>
<b>CPP-UJ17</b> 11/16"-36 SPLINE X 3/4" ROUND, ea.	<b>\$79.00</b>	<b>\$70.00</b>	<b>\$60.00</b>
<b>CPP-UJ18</b> 3/4-36 SPLINE X 1 DD, ea.	<b>\$79.00</b>	<b>\$70.00</b>	<b>\$60.00</b>
<b>CPP-UJ19</b> 11/16-36 SPLINE X 3/4-36, ea.	<b>\$79.00</b>	<b>\$70.00</b>	<b>\$60.00</b>
<b>CPP-UJ3</b> 3/4-30 X 3/4DD, ea.	<b>\$79.00</b>	<b>\$70.00</b>	<b>\$60.00</b>
<b>CPP-UJ4</b> 3/4-36 SPLINE X 3/4-36 SPLINE, ea.	<b>\$79.00</b>	<b>\$70.00</b>	<b>\$60.00</b>
<b>CPP-UJ5</b> 3/4"-36 SPLINE X 3/4" DD, ea.	<b>\$79.00</b>	<b>\$70.00</b>	<b>\$60.00</b>
<b>CPP-UJ6</b> 3/4" DD X 3/4" DD, ea.	<b>\$79.00</b>	<b>\$70.00</b>	<b>\$60.00</b>
<b>CPP-UJ7</b> 1DD X 3/4DD, ea.	<b>\$79.00</b>	<b>\$70.00</b>	<b>\$60.00</b>
<b>CPP-UJ8 *</b> 5/8-36 X 3/4DD, ea.	<b>\$79.00</b>	<b>\$70.00</b>	<b>\$60.00</b>
<b>CPP-UJ9</b> 13/16-36 X 3/4DD, ea.	<b>\$79.00</b>	<b>\$70.00</b>	<b>\$60.00</b>
<b>CPP-UJ24</b> 3/4"-30 X 1" DD, ea.	<b>\$79.00</b>	<b>\$70.00</b>	<b>\$60.00</b>
<b>CPP-UJ25</b> 1DD X 13/16-36, ea.	<b>\$79.00</b>	<b>\$70.00</b>	<b>\$60.00</b>
<b>CPP-UJ26</b> 1DD X 1DD, ea.	<b>\$79.00</b>	<b>\$70.00</b>	<b>\$60.00</b>
<b>CPP-UJTRI</b> TRIANGULAR X 3/4" DD, ea.	<b>\$79.00</b>	<b>\$70.00</b>	<b>\$60.00</b>

#### BLACK

<b>CPP-UJ1K</b> 9/16-26 X 3/4DD, ea.	<b>\$79.00</b>	<b>\$70.00</b>	<b>\$60.00</b>
<b>CPP-UJ2K</b> 1"-48 X 3/4DD, ea.	<b>\$79.00</b>	<b>\$70.00</b>	<b>\$60.00</b>
<b>CPP-UJ3K</b> 3/4-30 X 3/4DD, ea.	<b>\$79.00</b>	<b>\$70.00</b>	<b>\$60.00</b>
<b>CPP-UJ4K</b> 3/4-36 X 3/4-36, ea.	<b>\$79.00</b>	<b>\$70.00</b>	<b>\$60.00</b>
<b>CPP-UJ5K</b> 3/4"-36 SPLINE X 3/4" DD, ea.	<b>\$79.00</b>	<b>\$70.00</b>	<b>\$60.00</b>
<b>CPP-UJ6K</b> 3/4DD X 3/4DD, ea.	<b>\$79.00</b>	<b>\$70.00</b>	<b>\$60.00</b>
<b>CPP-UJ7K</b> 1" DD X 3/4DD, ea.	<b>\$79.00</b>	<b>\$70.00</b>	<b>\$60.00</b>
<b>CPP-UJ9K</b> 13/16-36 X 3/4DD, ea.	<b>\$79.00</b>	<b>\$70.00</b>	<b>\$60.00</b>

\* WILL NOT WORK WITH CHRYSLER APPLICATIONS.

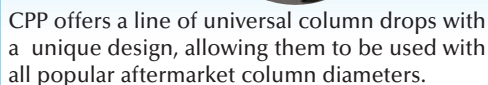
## CUSTOM RAG JOINTS



These custom rag joint couplers are designed to connect the bottom of the most common steering columns to the top of many popular steering boxes. We carry wide array of steering components.

PART & DESCRIPTION	RETAIL	JOBBER	DEALER
<b>RJC-1DD17DD</b> 1"DD X 17MM DD	<b>\$99.00</b>	<b>\$87.00</b>	<b>\$75.00</b>
<b>RJC-1DD18DD</b> 1"DD X 18MM DD	<b>\$99.00</b>	<b>\$87.00</b>	<b>\$75.00</b>
<b>RJC-1DD636</b> 1"DD X 11/16"-36	<b>\$99.00</b>	<b>\$87.00</b>	<b>\$75.00</b>
<b>RJC-1DD730</b> 1"DD X 3/4"-30	<b>\$99.00</b>	<b>\$87.00</b>	<b>\$75.00</b>
<b>RJC-1DD736</b> 1"DD X 3/4"-36	<b>\$99.00</b>	<b>\$87.00</b>	<b>\$75.00</b>
<b>RJC-1DD7DD</b> 1"DD X 3/4" DD	<b>\$99.00</b>	<b>\$87.00</b>	<b>\$75.00</b>
<b>RJC-1DD7SM</b> 1"DD X 3/4" SMOOTH	<b>\$99.00</b>	<b>\$87.00</b>	<b>\$75.00</b>
<b>RJC-14817DD</b> 1"-48 X 17MM DD	<b>\$99.00</b>	<b>\$87.00</b>	<b>\$75.00</b>
<b>RJC-14818DD</b> 1"-48 X 18MM DD	<b>\$99.00</b>	<b>\$87.00</b>	<b>\$75.00</b>
<b>RJC-148636</b> 1"-48 X 11/16"-36	<b>\$99.00</b>	<b>\$87.00</b>	<b>\$75.00</b>
<b>RJC-148730</b> 1"-48 X 3/4"-30	<b>\$99.00</b>	<b>\$87.00</b>	<b>\$75.00</b>
<b>RJC-148736</b> 1"-48 X 3/4"-36	<b>\$99.00</b>	<b>\$87.00</b>	<b>\$75.00</b>
<b>RJC-1487DD</b> 1"-48 X 3/4" DD	<b>\$99.00</b>	<b>\$87.00</b>	<b>\$75.00</b>
<b>RJC-1487SM</b> 1"-48 X 3/4" SMOOTH	<b>\$99.00</b>	<b>\$87.00</b>	<b>\$75.00</b>
<b>RJC-736730</b> 3/4"-36 X 3/4"-30	<b>\$99.00</b>	<b>\$87.00</b>	<b>\$75.00</b>
<b>RJC-736736</b> 3/4"-36 X 3/4"-36	<b>\$99.00</b>	<b>\$87.00</b>	<b>\$75.00</b>
<b>RJC-7367DD</b> 3/4"-36 X 3/4" DD	<b>\$99.00</b>	<b>\$87.00</b>	<b>\$75.00</b>
<b>RJC-7367SM</b> 3/4"-36 X 3/4" SMOOTH	<b>\$99.00</b>	<b>\$87.00</b>	<b>\$75.00</b>
<b>RJC-736836</b> 3/4"-36 X 13/16"-36	<b>\$99.00</b>	<b>\$87.00</b>	<b>\$75.00</b>
<b>RJC-736636</b> 3/4"-36 X 11/16"-36	<b>\$99.00</b>	<b>\$87.00</b>	<b>\$75.00</b>
<b>RJC-605L</b> 3/4 X 30 TO 8" TUB	<b>\$99.00</b>	<b>\$87.00</b>	<b>\$75.00</b>
<b>RJC-605S</b> 3/4 X 30 TO 3/4 DD W/ROLL PIN	<b>\$99.00</b>	<b>\$87.00</b>	<b>\$75.00</b>
<b>RJC-730R</b> 3/4"-30	<b>\$59.00</b>	<b>\$52.00</b>	<b>\$45.00</b>
<b>RJC-736R</b> 3/4"-36	<b>\$59.00</b>	<b>\$52.00</b>	<b>\$45.00</b>
<b>RJC-836R</b> 13/16"-36	<b>\$59.00</b>	<b>\$52.00</b>	<b>\$45.00</b>

# STEERING



WILL NOT WORK WITH KEYED COLUMNS. CAN BE USED WITH 2" & 2-1/4" DIAMETER COLUMNS



## APPLICATION SPECIFIC

<b>CFM-C-200</b> 1955-59 CHEVY TRUCK COLUMN PLATE	<b>\$29.00</b>	<b>\$26.00</b>	<b>\$22.00</b>
<b>CP11200</b> 1955-57 CHEVY FULLSIZE COLUMN PLATE	<b>\$39.00</b>	<b>\$35.00</b>	<b>\$30.00</b>
<b>4754CFP</b> 1947-1954 CHEVY TRUCK COLUMN PLATE	<b>\$25.00</b>	<b>\$22.00</b>	<b>\$19.00</b>
<b>CP11200, 1955-57, KIT</b>	<b>\$39.00</b>	<b>\$35.00</b>	<b>\$30.00</b>
<b>5356FP-200</b> 1953-56 FORD TRUCK COLUMN PLATE	<b>\$24.00</b>	<b>\$21.00</b>	<b>\$18.00</b>
<b>6266FCM</b> 1962-1966 CHEVY NOVA STEERING COLUMN	<b>\$29.00</b>	<b>\$26.00</b>	<b>\$22.00</b>
<b>6266FP-K</b> 1962-1966 CHEVY NOVA STEERING COLUMN PLATE	<b>\$39.00</b>	<b>\$35.00</b>	<b>\$30.00</b>
<b>6266FP-K</b> 1962-1966 CHEVY NOVA STEERING COLUMN PLATE	<b>\$39.00</b>	<b>\$35.00</b>	<b>\$30.00</b>



**14" DIAMETER WHEELS**



**THE ULTIMATE FINISHING TOUCH!**

These 14" steering wheels are made from black machined aluminum or machined aluminum that's chromed for a beautiful shine. Each wheel is available with a black half wrap for the ultimate finishing touch. These are 9 hole universal wheels. Please specify what model and finish when ordering.



**SCAN QR CODE TO VIEW INSTALLS,  
PHOTOS, VIDEOS, AND MORE  
DETAILS ON THESE PROJECTS ON  
TEAM CPP! [OR VISIT TEAMCPP.COM](https://www.teamcpp.com)**



## FLOOR PLATES & GASKETS



PART & DESCRIPTION	RETAIL	JOBBER	DEALER
<b>5356FP-200</b> 1953-56, 2, EACH	<b>\$24.00</b>	<b>\$21.00</b>	<b>\$18.00</b>
<b>5356FP-225</b> 1953-56, 2.25, EACH	<b>\$24.00</b>	<b>\$21.00</b>	<b>\$18.00</b>
<b>COLUMN INSTALL KITS</b>			
<b>6266SCI-KOS</b> 1962-66 NOVA, ORIGINAL SHIFT, KIT	<b>\$160.00</b>	<b>\$140.00</b>	<b>\$120.00</b>
<b>6266SCI-KOF</b> 1962-66 NOVA, ORIGINAL FLOOR, KIT	<b>\$126.00</b>	<b>\$111.00</b>	<b>\$95.00</b>
<b>6266SCI-K36</b> 1962-66 NOVA, AFTERMARKET, (3/4"-36)	<b>\$183.00</b>	<b>\$161.00</b>	<b>\$138.00</b>
<b>6266SCI-KDD</b> 1962-66 NOVA, AFTERMARKET, (1" DD)	<b>\$183.00</b>	<b>\$161.00</b>	<b>\$138.00</b>
<b>6266FP-K</b> 1962-1966 CHEVY NOVA STEERING COLUMN PLATE	<b>\$39.00</b>	<b>\$35.00</b>	<b>\$30.00</b>

## INSTALL ACCESSORIES



PART & DESCRIPTION	RETAIL	JOBBER	DEALER
<b>SCG-6467A</b> 1964-67, EACH	\$9.00	\$8.00	\$7.00
<b>SCG-6872A</b> 1968-72, EACH	\$9.00	\$8.00	\$7.00
<b>SCG-6266N</b> 1962-66 NOVA, EACH	\$9.00	\$8.00	\$7.00
<b>SCG-67N</b> 1967 NOVA, EACH	\$9.00	\$8.00	\$7.00
<b>SCG-6768F</b> 1967-68 CAMARO, EACH	\$9.00	\$8.00	\$7.00
<b>SCG-69F</b> 1969 CAMARO, EACH	\$9.00	\$8.00	\$7.00
<b>SCG-7081F</b> 1970-81 CAMARO, EACH	\$9.00	\$8.00	\$7.00
<b>SCG-6466</b> 64-66 MUSTANG, ea.	\$9.00	\$8.00	\$7.00

# COMPONENTS



LIGHT SPOKE



TORCH



CLASSIC SPOKE



SHADOW



DEUCE



FLYER



HAWK



SIRIUS



TRACKER 2



WIDE SPOKE



BANJO



BANDIT

PART #	DESCRIPTION	RETAIL	JOBBER	DEALER
CPPBSW	14" Chromed Billet Aluminum, Wheel Only, ea.	\$225.00	\$197.00	\$169.00
CPPBSW	14" Midnite Series, Black Finish, Wheel Only, ea.	\$225.00	\$197.00	\$169.00

## DELUXE COMPONENTS



PART & DESCRIPTION	RETAIL	JOBBER	DEALER
DSC-ASH-S AUTOMATIC SHIFT HANDLE (EXCEPT TRUCK COLUMNS)	\$24.00	\$21.00	\$18.00
DSC-ASH-T AUTOMATIC SHIFT HANDLE (USE ON DC-6772-S)	\$24.00	\$21.00	\$18.00
DSC-GSHLP GEAR SHIFT HOUSING W/ POINTER & LENS	\$13.00	\$12.00	\$10.00
DSC-HC HORN CONTACT (EXCEPT TRUCK)	\$15.00	\$14.00	\$12.00
DSC-HCSS HORN CONTACT SPRING & SPACER	\$5.00	\$5.00	\$4.00
DSC-HCT 1967-72 CHEVY TRUCK HORN CONTACT	\$15.00	\$14.00	\$12.00
DSC-NSS NEUTRAL SAFETY SWITCH	\$20.00	\$18.00	\$15.00
DSC-SCDS 1967-72 CHEVY TRUCK 1 0 0 DSC-SCDS COLUMN DASH SEAL	\$6.00	\$6.00	\$5.00
DSC-SCFS 1967-72 CHEVY TRUCK FIREWALL SEAL	\$12.00	\$11.00	\$9.00
DSC-SHL SHIFT HOUSING W/ LENS	\$5.00	\$5.00	\$4.00
DSC-SL STRAIGHT SHIFT LEVER	\$5.00	\$5.00	\$4.00
DSC-SL3/4 SHIFT INDICATOR LENS 3 & 4 SPEED INCLUDED	\$5.00	\$5.00	\$4.00



PART & DESCRIPTION	RETAIL	JOBBER	DEALER
DSC-SLGS SHIFT LEVER GROMMET & SLEEVE	\$5.00	\$5.00	\$4.00
DSC-SLS STRAIGHT SHIFT LEVER	\$13.00	\$12.00	\$10.00
DSC-SP SHIFT POINTER	\$15.00	\$14.00	\$12.00
DSC-SRC SHIFT ROD COUPLER (TRUCK COLUMNS ONLY)	\$9.00	\$8.00	\$7.00
DSC-TSS TURN SIGNAL SWITCH W/O CONNECTOR (DSC-TSSWC)	\$30.00	\$27.00	\$23.00
DSC-TSSWC TURN SIG. SWITCH WIRE HARNESS CONNECTOR	\$9.00	\$8.00	\$7.00
DSC-TTDLK TILT TRUCK DRESS UP KIT	\$11.00	\$10.00	\$9.00
DSC-TTFK-B TILT, TURN SIGNAL, FLASHER KNOB LEVER KIT, BLACK	\$13.00	\$12.00	\$10.00
DSC-TTFK-C TILT, TURN SIGNAL, FLASHER KNOB LEVER KIT, CHROME	\$13.00	\$12.00	\$10.00
DSC-TTFK-R TILT, TURN SIGNAL, FLASHER KNOB LEVER KIT, RAW	\$13.00	\$12.00	\$10.00

## MISCELLANEOUS ACCESSORIES



Stainless steel, automatic shift linkage arms, take care of problems encountered when columns and transmission swap it done.

Hazard warning adapter kit works with the installation of CPP Classic Fit™ Columns



### TILT COLUMN HARNESS

PART & DESCRIPTION	RETAIL	JOBBER	DEALER
6772WHP 1967-72 CHEVY TRUCK, ea.	\$28.00	\$25.00	\$21.00
CP20115 1955, CLASSIC FIT™, KIT	\$69.00	\$61.00	\$52.00
CP20116 1956, CLASSIC FIT™, KIT	\$59.00	\$52.00	\$45.00
CP20117 1957, CLASSIC FIT™, KIT	\$59.00	\$52.00	\$45.00
41382 KIT HAZARD WARNING KIT	\$22.00	\$20.00	\$17.00

### AUTOMATIC SHIFT LINKAGE ARMS

PART & DESCRIPTION	RETAIL	JOBBER	DEALER
CPTSL ALL GM TRANS 7"-24", KIT	\$69.00	\$61.00	\$52.00
CPTSL-30 30" ROD ONLY, ea.	\$15.00	\$13.00	\$11.00
CPTSLK ALL GM TRANS, WITH 24" & 30" ROD, KIT	\$79.00	\$69.00	\$59.00

### COLUMN SAVER KIT

PART & DESCRIPTION	RETAIL	JOBBER	DEALER
CP150BCS 1948-60 FORD TRUCK, 1.5" OUTER DIAMETER, KIT	\$99.00	\$87.00	\$75.00
CP175BCS 1947-59 CHEVY, 1.75" OUTER DIAMETER, KIT	\$99.00	\$87.00	\$75.00
CP200BCS 1960-72, 2.0" OUTER DIAMETER, KIT	\$99.00	\$87.00	\$75.00

### STEERING COLUMN ACCESSORIES

PART & DESCRIPTION	RETAIL	JOBBER	DEALER
ECHCR HORN CONTACT, KIT	\$39.00	\$35.00	\$30.00
DSC-GSH GEAR SHIFT HOUSING	\$5.00	\$5.00	\$4.00
DSC-OSSL OFFSET SHIFT LEVER	\$6.00	\$6.00	\$5.00
DSC-TWHC 1967-72 CHEVY TRUCK WIRING HARNESS COVER	\$20.00	\$18.00	\$15.00

# COMPONENTS AND ACCESSORIES FOR ALL POPULAR APPLICATIONS

## CPP TECH TIPS:

### STEERING BOXES & RACKS SPLINE SIZES

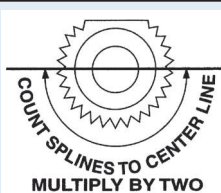
APPLICATION	SIZES	SPLINE DIAMETER	SPLINES
<b>FORD RACK</b>			
Mustang II & Pinto Manual	9/16-26	.563	26
Mustang II & Pinto Power	3/4-36	.750	36
<b>FORD BOX</b>			
Manual & Power	3/4-36	.750	36
<b>GM BOX MANUAL</b>			
Vega	5/8-36	.625	36
Corvette (1963-67)	3/4-36	.750	36
Corvette (1968-83)	3/4-30	.750	30
Model 122 (1965-85)	3/4-30	.750	36
	3/4-36	.750	36
Model 525 (1986-Present)	3/4-30	.750	30
<b>GM BOX POWER</b>			
Model 605 (1978-84)	3/4-30	.625	30
Model 800 (1977-Prior)	13/16-36	.813	36
Model 800 (1978-Present)	3/4-30	.750	30
<b>GM RACK</b>			
1979-Present	5/8-36	.625	36
Variations	3/4-30	.750	30
Corvette (1984-Present)	17mm-DD	.670	570
Fiero 1	7mm-DD	.670	570
<b>CHRYSLER BOX OR RACK</b>			
Chrysler - Omni Manual	9/16-36	.563	26
Chrysler - Omni Power	9/16-36	.563	36
Chrysler - Volare	9/4-30	.750	36
Chrysler	5/8-36	.625	36
Chrysler	3/4-36	.750	36
Chrysler	13/16-36	.813	36

### STEERING COLUMNS SPLINE SIZES

APPLICATION	SIZES	SPLINE DIAMETER	SPLINES
<b>GM COLUMN</b>			
Small Spline	3/4-36	.750	36
Large Spline	1-48	1.00	48
Small DD	3/4-DD	.750	DD
Large DD	1-DD	1.00	DD

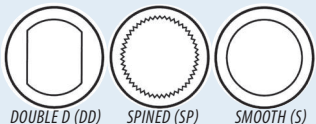
### DETERMINING SPLINE SIZE

To determine the spline size of a component (rack and pinion, steering column and steering box), measure the outside diameter and count the number of splines. If there is a flat spot on the shaft and some of the splines are missing, count halfway around where there are splines and double that number. We need to know how many teeth are in a theoretical full circle.



### AVAILABLE U-JOINT COMBINATIONS ARE:

- A) Smooth Bore on both ends
- B) Smooth Bore and Spline or Double D
- C) Spline and/or Double D on each end.



© CPP, Inc.

## STEERING WHEEL MODIFICATIONS FOR 1955-56-57 CHEVYS WITH STOCK STEERING WHEEL MOUNTED ON STEERING COLUMN

The spline in your stock steering wheel is the same as the one on the new column, so no modifications are needed here.

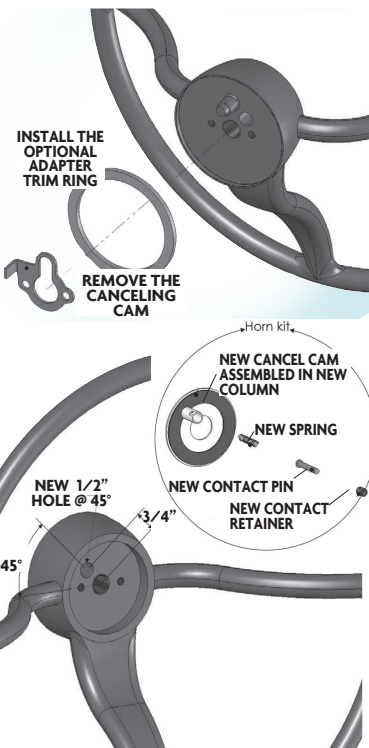
Turn the wheel over and find two screws that hold a metal tab to the wheel. This tab is what is used to cancel your turn signals. Remove the two screws and the tab as you will not be using them with your new column.

You will have to drill a 1/2" diameter hole in the wheel 3/4" from the center of the splined hole in the center of the steering wheel at 45° (looking at the front of the wheel). If this can't be done because of screw holes for a puller, try to get the hole as close as possible on either side. Do not drill out puller holes, you may need them later to pull the wheel. Install horn kit, if purchased. If the horn kit with ring is purchased, the ring is to be siliconed onto the steering wheel. If it doesn't fit on exactly right, use a file or die grinder to trim inside. (If it's way off, call us and we may have something that will fit or we can make you something that will fit.)

Next, install the wheel on the column. If it doesn't want to go on at first, move the horn cam with your thumb and index finger a little one way or the other until the wheel drops down fully. This horn cam is what cancels the turn signals, so with this horn cam at 10:30, the steering box half way between full left and right, and the road wheels pointed straight ahead, the turn signals will cancel at the right time.

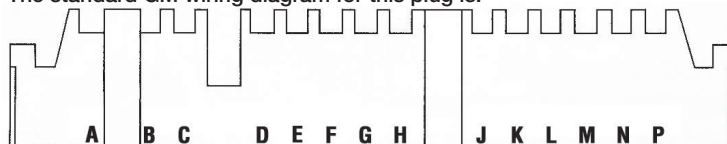
These are the parts that will correspond to the particular installation that you are doing. This will speed up the ordering process when the time comes.

- #BORC7DDX1DD 3/4" DD x 1" DD Coupler
- #RJC-736730 3/4" 36 Spline x 3/4" 30 Spline Rag Joint
- #BORC736XC7DD 3/4" 36 Spline x 3/4" DD Coupler
- #16200 '55-57 Horn Kit
- #RJC-1DD730 1" DD x 3/4" 30 Spline Rag Joint
- #16200R '55-57 Horn Kit with Ring



### WIRING DIAGRAM

The wiring included with your cpp column is GM 4-1/4" connector. The standard GM wiring diagram for this plug is:



\*Shift column indicator replacement bulbs are Wagner #35

LETTER	WIRE COLOR	FUNCTION
G	Black	Horn
H	Gray	Left Front Turn Signal
J	BLUE	Right Front Turn Signal
K	Brown	Hazard
L	Purple	Turn Signal- Power (main)
M	Yellow	Left Rear Turn Signal
N	Green	Right Rear Turn Signal
P	White	Brake Light
--	Black	Column Shift only- Illuminated gearshift indicator is connected to dash lights

\* Shift column indicator replacement bulbs are Wagner #35.



CLASSICPERFORM.COM | 800.522.5004

AN INDUSTRY LEADER IN *Steering, Brakes, & Suspension*

GET CONNECTED!



#CLASSICPERFORM

Classic Performance Products, Inc.

378 E. ORANGETHORPE AVE., PLACENTIA, CA 92870

2023